

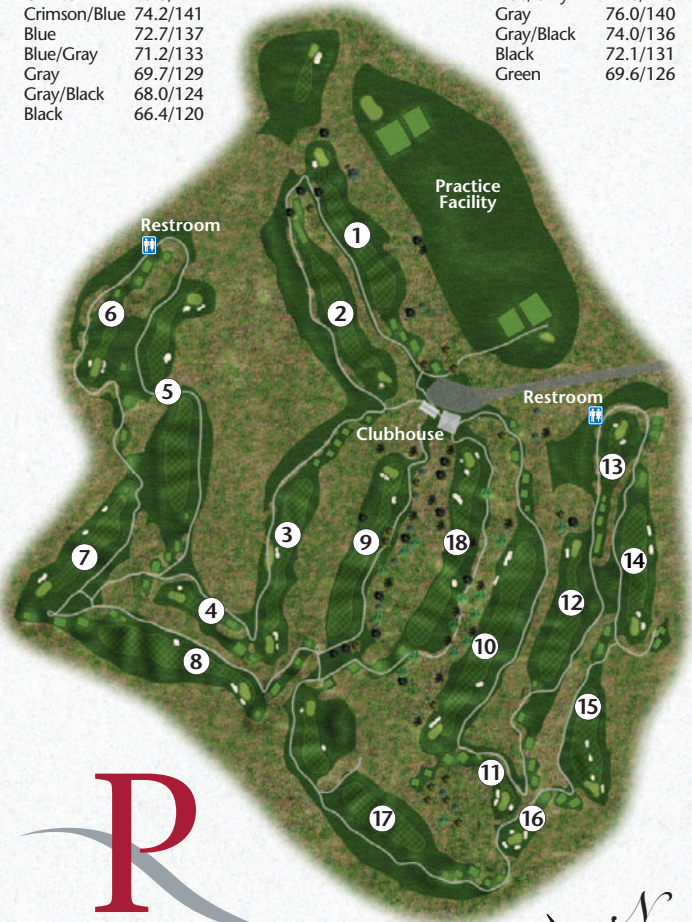
DESIGNED BY JOHN F. HARBOTTLE III, ASGCA

MEN'S RATING/SLOPE

Crimson	75.5/144
Crimson/Blue	74.2/141
Blue	72.7/137
Blue/Gray	71.2/133
Gray	69.7/129
Gray/Black	68.0/124
Black	66.4/120

WOMEN'S RATING/SLOPE

Blue/Gray	77.8/145
Gray	76.0/140
Gray/Black	74.0/136
Black	72.1/131
Green	69.6/126



WASHINGTON STATE
UNIVERSITY

USGA Rules Govern All Play.

- Please wear appropriate golf attire.
- We are a softspike only facility.
- Please keep carts out of native grass areas and away from tees and greens; and on paths on par 3 holes.
- No alcoholic beverages may be brought onto the property.
- Pace of play is important to the enjoyment of all players. Please keep up with the group in front of you.

LOCAL RULES:

- Out of Bounds is defined by boundary fences to the right of holes 2 through 8 and White stakes to the left of holes 13 through 17.
- All course yardages are measured to the center of the green.
- Model Local Rule F-5 is in effect. The player may take relief under Rule 16.1b if an Immovable Obstruction is on the line of play and is within two club-lengths of the Putting Green and within two club-lengths of the ball.
- Model Local Rule E-5 (Alternative to Stroke and Distance for Lost Ball or Ball Out of Bounds) is in effect.

#2 Best College Campus Course

Golf Links Magazine

"Best Courses You Can Play" 2009-2023

Golfweek Magazine

NCAA Women's West Regional 2023

Pac 12 Women's Championship 2012 & 2024

NCAA Men's West Regional 2013 & 2019

Pac 12 Men's Championship 2015

PALOUSE RIDGE GOLF CLUB

at Washington State University

1260 Palouse Ridge Drive, Pullman, WA 99164

Golf Shop: 509-335-4342

Round Top Public House: 509-335-8474

www.palouseridge.com

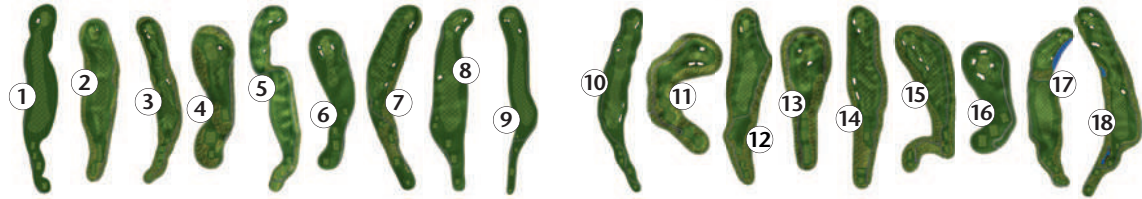


PALOUSE RIDGE

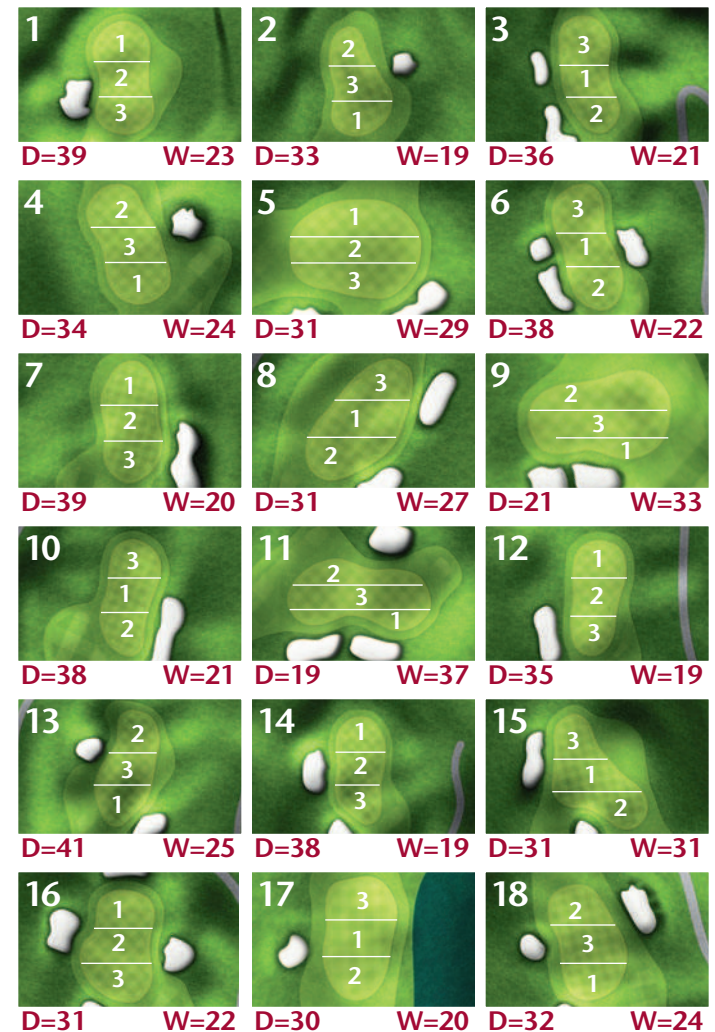
GOLF CLUB AT WASHINGTON STATE UNIVERSITY



Photo © Rob Perry



HOLE	1	2	3	4	5	6	7	8	9	OUT	10	11	12	13	14	15	16	17	18	IN	TOT	HCP	NET
CRIMSON	463	379	484	189	596	253	482	445	541	3832	635	175	456	229	399	361	137	526	552	3470	7302		
<small>CRIMSON/BLUE</small>																					7024		
BLUE	405	369	440	159	558	216	422	380	485	3434	574	156	427	217	399	337	118	508	552	3288	6722		
<small>BLUE/GRAY</small>																					6412		
GRAY	378	340	414	158	536	184	355	338	478	3181	531	134	386	181	377	306	118	474	492	2999	6180		
<small>GRAY/BLACK</small>																					5855		
BLACK	353	329	389	124	514	145	314	292	412	2872	503	113	347	155	291	271	101	450	451	2682	5554		
GREEN	346	319	362	117	456	145	259	270	371	2645	476	93	277	137	285	271	96	430	394	2459	5104		
Men's Handicap	3	17	5	9	1	7	15	11	13		8	10	4	2	14	18	16	12	6				
Women's Handicap	5	9	3	17	1	15	13	11	7		4	12	8	16	10	14	18	2	6				
PAR	4	4	4	3	5	3	4	4	5	36	5	3	4	3	4	4	3	5	5	36	72		



SCORER: _____ ATTEST: _____ DATE: _____

D = GREEN DEPTH IN YARDS • W = GREEN WIDTH IN YARDS
SPRINKLER HEADS ARE MEASURED TO THE CENTER OF THE GREEN